

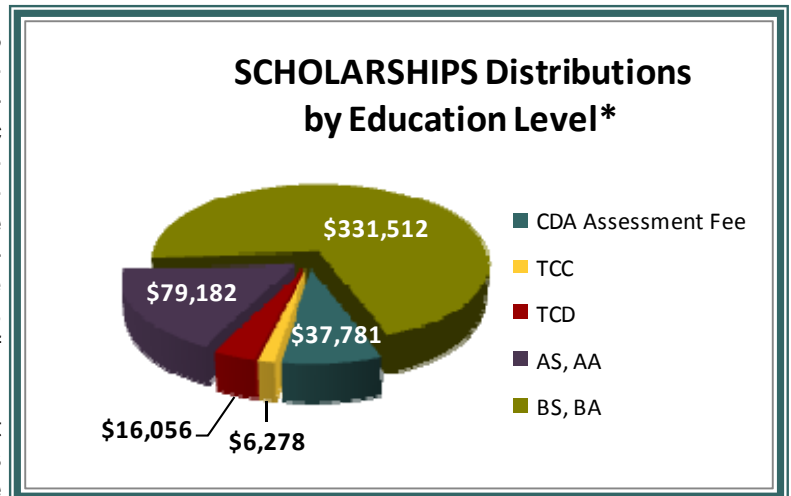
FY 2009 SCHOLARSHIPS ANNUAL PROGRAM SUMMARY

SCHOLARSHIPS is Georgia's educational assistance program for eligible early care and education professionals pursuing credentials or degrees in early care and education.

- Applicants must work in a licensed or registered facility
- Applicants must work at least 25 hours a week (40 for directors) with at least three to twelve months of continuous employment with the same employer depending on educational level pursued
- Applicants must earn less than \$14.45 per hour
- Applicants are required to apply for financial aid prior to a SCHOLARSHIPS award
- Provides assistance for tuition and mandatory fees not covered by HOPE or Pell
- Provides support stipends of \$100/semester or \$75/quarter
- Funds academic credentials and degrees at Georgia's HOPE-eligible, SACS-accredited colleges and universities
- Provides free educational advisement and support

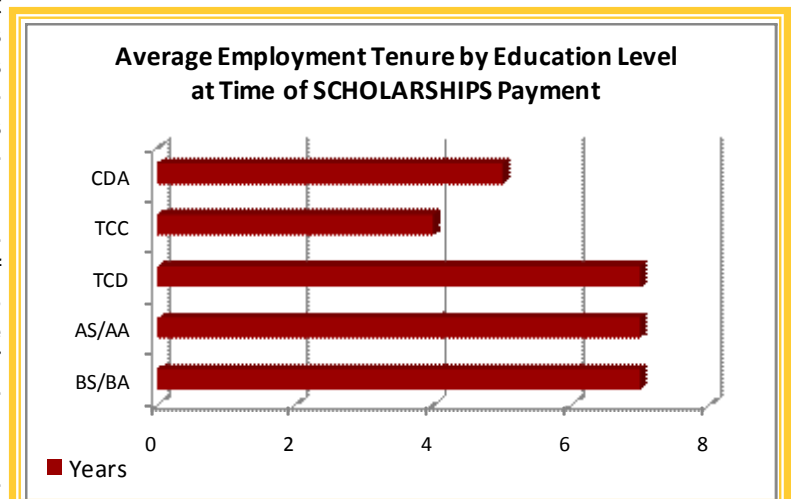
FY 2009 SCHOLARSHIPS PARTICIPANT PROFILE

- √ Awarded \$433,028 in SCHOLARSHIPS to 480 students in academic credit-bearing programs; 186 students were awarded CDA assessment fee SCHOLARSHIPS in the amount of \$37,781.
- √ Ninety-nine percent (99%) of students in FY 2009 were female.
- √ Fifty-three percent (53%) of students were new to the SCHOLARSHIPS program in FY 2009.
- √ For the 610 students who worked in child care facilities, the median hourly wage was \$9.36 per hour.
- √ The average age of students was 38 years old.
- √ Eighty-six percent (86%) of students worked as teachers or assistant teachers; 9% worked as directors or assistant directors.
- √ Seventy-two percent (72%) of SCHOLARSHIPS recipients were awarded \$339,567 as teachers working with children ages three to five; 29% of SCHOLAR-



SHIPS recipients were awarded \$131,242 as infant/toddler teachers.

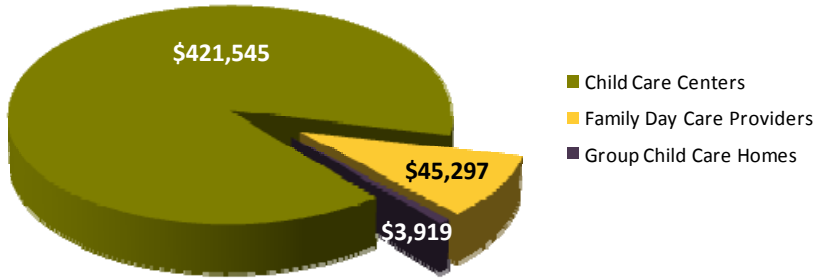
- √ The average number of credit hours completed was 17 per semester and 19 per quarter.
- √ Sixty-three Georgia educational institutions were attended by SCHOLARSHIPS students; 48% attended technical colleges, 52% attended public and private colleges or universities.



*The HOPE Grant covers tuition and most mandatory fees for Georgia residents pursuing TCCs and TCDs.

FY 2009 SCHOLARSHIPS RECIPIENTS' EMPLOYMENT SETTINGS

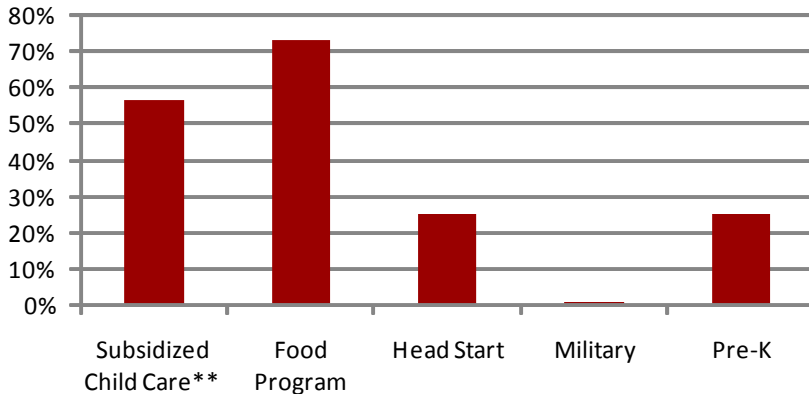
SCHOLARSHIPS Distributions by Facility Type



√ Eighty-nine percent (89%) of students work in child care centers; 9% work in family day care homes; 2% work in group homes.

√ Seventy-three percent (73%) of students work in facilities that participate in the Child and Adult Care Food Program (CACFP).

Program Participation*

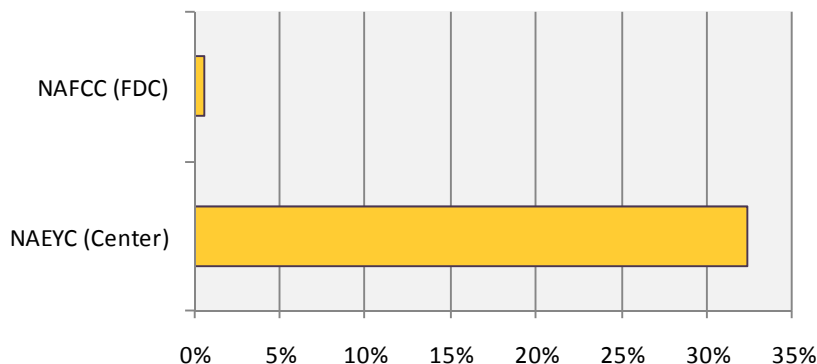


*One facility or family day care home may be represented in more than one category

√ Fifty-six percent (56%) of students work in child care facilities that serve at least 25% subsidized children.**

√ Twenty-five percent (25%) of students work in Head Start centers and 25% work in Georgia's Pre-K Program.

Facility Accreditation



√ One percent (1%) of students work in military-run child care facilities.

√ Thirty-two percent (32%) of students work in nationally accredited centers, and 1% work in family day care homes accredited by the National Association for Family Child Care (NAFCC).

FY 2009 STATEWIDE SCHOLARSHIPS AWARDS

SCHOLARSHIPS AWARDED BY COUNTY & CHILD CARE RESOURCE AND REFERRAL REGION

Region 1: North
128 Students
\$105,421

643 = Total Number of Recipients
\$470,809 = Total Amount Awarded

Region 2: Metro
168 Students
\$140,671

Total Amt Awarded

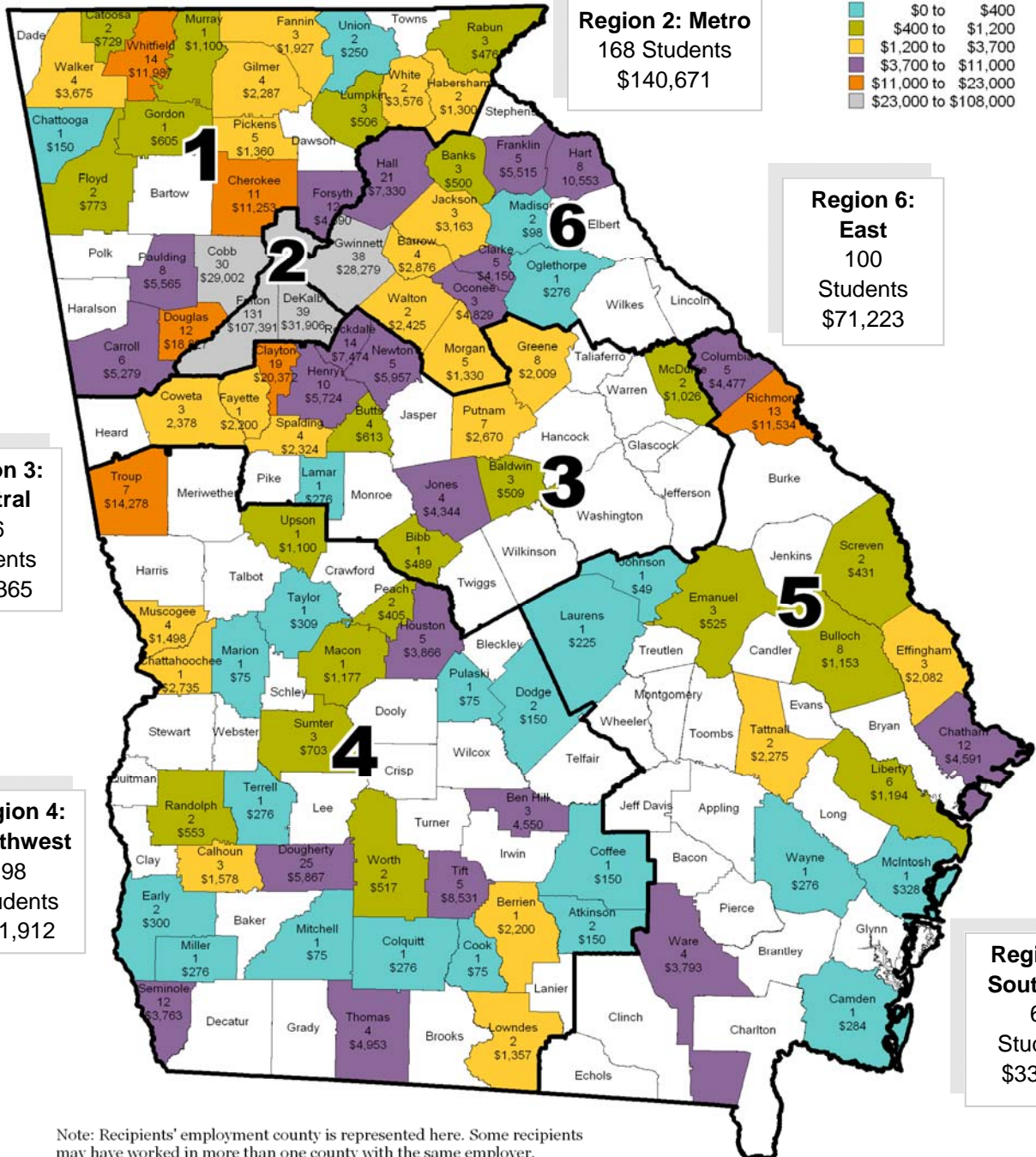
- \$0 to \$400
- \$400 to \$1,200
- \$1,200 to \$3,700
- \$3,700 to \$11,000
- \$11,000 to \$23,000
- \$23,000 to \$108,000

Region 6: East
100 Students
\$71,223

Region 3: Central
86 Students
\$58,365

Region 4: Southwest
98 Students
\$61,912

Region 5: Southeast
63 Students
\$33,217



Note: Recipients' employment county is represented here. Some recipients may have worked in more than one county with the same employer.

SCHOLARSHIPS AWARDS SINCE PROGRAM INCEPTION & DUAL INCENTIVES PARTICIPATION

DUAL PROGRAM PARTICIPATION

In FY 2009, 344 individuals participated in both the SCHOLARSHIPS and INCENTIVES programs. The following represents the most recent educational level sought while in SCHOLARSHIPS:

Certificate*	67
Technical College Diploma	38
Associate Degree	119
Bachelor's Degree	120

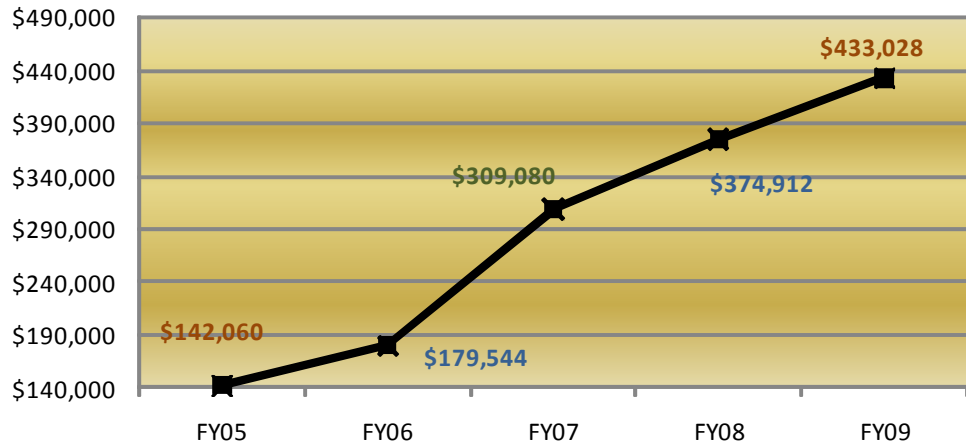
INCENTIVES is Georgia's statewide salary supplement program designed to encourage early care and education professionals to continue their work in the field and to increase their level of education in order to improve staff retention and the quality of early care and education.

The SCHOLARSHIPS and INCENTIVES programs are funded by Bright from the Start: Georgia Department of Early Care and Learning using the federal Child Care and Development Fund. They are managed by Care Solutions, Inc., Atlanta, GA.

Visit www.caresolutions.com for more information.

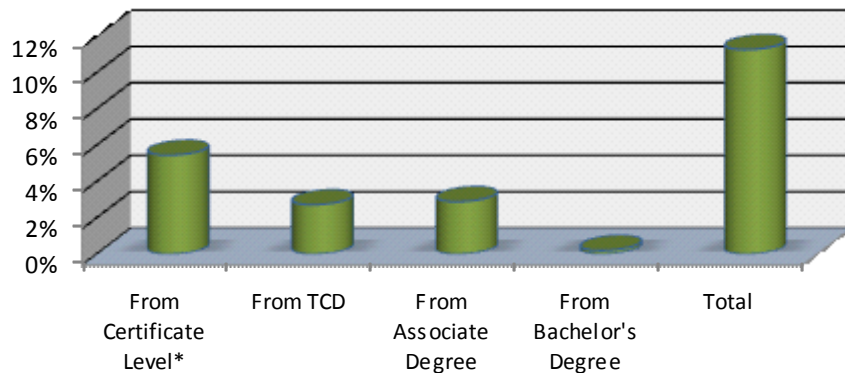


Total SCHOLARSHIPS Amount Awarded in Academic Credit-Bearing Programs of Study By Fiscal Year



√ Total distributions to 2,974 students since program inception in 2003 exceed \$3.9M (of that, \$1.8M was for CDA support).

SCHOLARSHIPS Students Who Increased Their Educational Level Beyond Their Initial Supported Program of Study FY 2004 - FY 2009 (2,974 recipients)



√ Over eleven percent (11.3%) of SCHOLARSHIPS students receiving awards in FY 2009 increased their level of education from their initial credential/degree when they first participated in the program. This includes over 5% who originally began at the Certificate Level*, 2.7% who began at the TCD level, almost 3% who originally began at the Associate Degree level, and 0.2% who started out with their Bachelor's Degree.

*Child Development Associate (CDA) and Technical Certificate of Credit (TCC)